

LED Linear Allround 5050 – 2x6 for rectangular IP optics

# LED LINEAR ALLROUND – 5050

2x6 FOR RECTANGULAR  
IP OPTICS



## LED LINEAR ALLROUND – 5050 – 2x6 FOR RECTANGULAR IP OPTICS

### WU-M-631

These modules were designed for built-in into luminaire casings. They enable a modular luminaire design.

The modules are available in 3 white colour tones.

### Typical Applications (depending on the choice of optics)

- Integration in luminaires
- Street lighting, urban street lighting
- Tunnel lighting
- Flood and area lighting
- Indoor lighting
- Industrial lighting for:
  - Production halls
  - Warehouses
- Lighting for sports facilities


### LED Linear Allround – 5050 – 2x6


- **HIGHLY EFFICIENT: UP TO 184 LM/W  
AT  $T_p = 60\text{ }^\circ\text{C}$ ,  $I_f = 350\text{ mA}$**
- **FLEXIBLE LIGHT DISTRIBUTION BY VARIOUS  
ATTACHMENT OPTICS**
- **INITIAL COLOUR ACCURACY: 5 SDCM**
- **ON-BOARD SURGE PROTECTION UP TO 4 KV  
(IN COMBINATION WITH VS STREETLIGHT  
DRIVERS)**
- **ZHAGA-COMPLIANT MOUNTING DIMENSION  
(ACC. TO BOOK 19)**
- **ENEC AND VDE APPROVED  
(ACC. TO EN 62031)**



## LED Linear Allround 5050 – 2x6 for rectangular IP optics

### Technical Notes

- LED built-in module for integration into luminaires 
- 12 high-efficiency High Power LEDs
- Dimensions (excl. optics) LxWxH  
12 LEDs: 146x44.4x6 mm
- Push-in terminals for quick and simple wiring
- Design for optimum thermal management
- Degree of protection: IP00
- ESD protection class 3a (up to 8 kV)
- NTC resistor for external driver feedback on request
- CRI80 variants on request



### Electrical Characteristics

at  $t_p = 60\text{ °C}$

Type	No. of LEDs	Voltage DC (V)												Temperature coefficient mV/K
		350 mA			700 mA			1050 mA			1400 mA			
		min.	typ.	max.	min.	typ.	max.	min.	typ.	max.	min.	typ.	max.	
WU-M631	12	31.1	32.7	34.3	32.4	34.1	35.7	33.6	35.3	37.1	34.7	36.5	38.2	-10.3

Type	No. of LEDs	Power consumption (W)											
		350 mA			700 mA			1050 mA			1400 mA		
		min.	typ.	max.	min.	typ.	max.	min.	typ.	max.	min.	typ.	max.
WU-M631	12	10.9	11.4	12.0	22.7	23.8	25.0	35.3	37.1	38.9	48.6	51.0	53.5

Use of external LED constant current driver required.

### Maximum Ratings

Exceeding the maximum ratings can lead to destruction of the module.

Type	Operation current mA	Operation temperature range at $I_c$ point °C		Storage temperature range °C		Max. allowed repetitive peak current mA
		min.	max.	min.	max.	
All types	≤ 1050	-30	+85	-40	+85	1800
	≤ 1400	-30	+75	-40	+85	1800

The values contained in this data sheet can change due to technical innovations. Any such changes will be made without separate notification.

## LED Linear Allround 5050 – 2x6 for rectangular IP optics

### Optical Characteristics

at  $t_p = 60\text{ °C}$

Type	Ref. No.	Colour	Correlated colour temperature K	Luminous flux* (lm) and typ. efficiency (lm/W)												CRI**
				350 mA			700 mA			1050 mA			1400 mA			
				min. lm	typ. lm	typ. lm/W	min. lm	typ. lm	typ. lm/W	min. lm	typ. lm	typ. lm/W	min. lm	typ. lm	typ. lm/W	
WU-M-631-730	<b>569863</b>	warm white	3000	1880	2010	176	3605	3855	162	5135	5490	148	6585	7040	138	≥ 70
WU-M-631-740	<b>569864</b>	neutral white	4000	2010	2110	184	3855	4045	170	5490	5755	155	7040	7380	145	≥ 70
WU-M-631-750	<b>569865</b>	cool white	5000	2010	2110	184	3855	4045	170	5490	5755	155	7040	7380	145	≥ 70

On account of the complex manufacturing process of the modules, the above values only represent statistical variables.

The values do not necessarily correspond exactly to the actual parameters of every single product, which can vary from the typical specification.

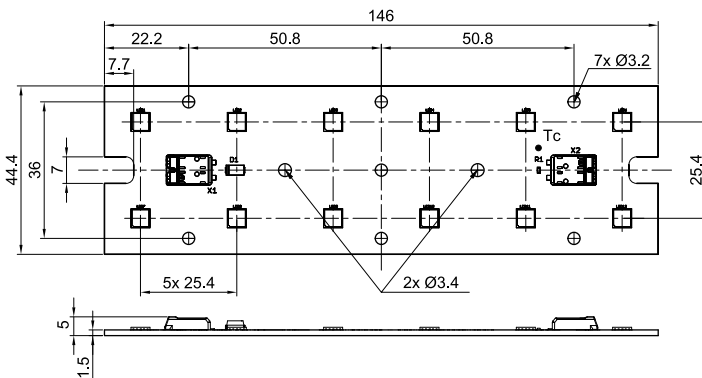
\* Measurement tolerance of luminous flux:  $\pm 7\%$  | \*\* Measurement tolerance CRI:  $\pm 2$

### Operating Life

Lumen degradation	Operating life in hours at stated $t_c$ point temperature											
	$I_f \leq 350\text{ mA}$			$I_f 700\text{ mA}$			$I_f 1050\text{ mA}$			$I_f 1400\text{ mA}$		
	40 °C	60 °C	85 °C	40 °C	60 °C	85 °C	40 °C	60 °C	85 °C	40 °C	60 °C	75 °C
L80/B10	> 72,000	> 72,000	> 72,000	> 72,000	> 72,000	> 72,000	> 54,000	> 54,000	> 54,000	> 54,000	> 54,000	> 54,000
L70/B10	> 72,000	> 72,000	> 72,000	> 72,000	> 72,000	> 72,000	> 54,000	> 54,000	> 54,000	> 54,000	> 54,000	> 54,000

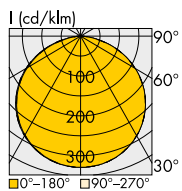
These values do not refer to the colour temperature. | Lxx/Byy (lumen maintenance at xx%, failure rate yy%)

### Mechanical Dimensions

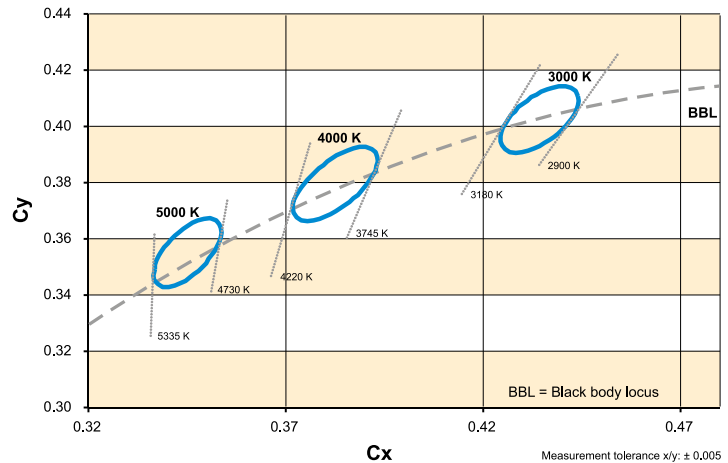


### Typical Light Distribution Curve

Data are available in .ldf format for download under [www.vossloh-schwabe.com](http://www.vossloh-schwabe.com).



### Bins



The values contained in this data sheet can change due to technical innovations. Any such changes will be made without separate notification.

## LED Linear Allround 5050 – 2x6 for rectangular IP optics

### Assembly and Safety Information

Installation must be carried out under observation of the relevant regulations and standards. The LED modules are designed for operation within a casing or luminaire. Safety regulations acc. to EN 60598 has to be observed. Installation must be carried out in a voltage-free state (i.e. disconnection from the mains).

- LED built-in modules must not be subjected to any undue mechanical stress, e. g.:
  - handle LED modules carefully
  - avoid shear and compressive forces onto the optics during handling and installation
  - avoid vibrations of more than 2 kHz, 40 G
- The module must be fixed onto a thermally conductive surface with 2 to 3 M3 screws (respectively M4). Max. allowed torque for M3: 0.5 Nm and M4: 1.2 Nm
- The wiring can be done by solid or stranded wires having a cross section of 0.2–0.75 mm<sup>2</sup>; stripped length of lead ends of 7–9 mm. For inserting/removing stranded wires press lightly on the push button.
- When installing/screwing the module into a luminaire, please ensure that the cables are not squeezed between luminaire/heat sink and LED module. Also ensure that the mounting surface is clean and flat. For a reliable thermal attachment, we recommend the mounting surface flatness of  $\leq 0.2$  mm.
- Safe operation only possible by the use of external constant current sources ( $I_{max}$ . see table "Electrical Characteristics").
- Operation is dependent on constant current drivers that should provide the following protective measures:
  - short-circuit protection
  - overload protection
  - overheating protection
- Please ensure the correct polarity of the leads prior to commissioning. Reversed polarity can destroy the modules.
- The maximum output of the power supply must be observed.
- For optimal load of used constant current driver the modules can only be connected in series. The quantity of LED modules is limited by the sum of forward voltage and the capacity of used constant current driver. Safety regulations acc. to EN 60598 has to be observed if the sum of forward voltage exceed the permitted touchable value.
- The clearance and creepage distances of LED modules WU-M-631 are designed for working voltages up to 500 V DC (basic insulation) acc. to EN 62031/EN 60598.
- If a system consists of multiple LED Linear Allround modules connected to a single driver, only one module will be monitored by the NTC. That means that one module is in "master" mode operated and the rest are operated in "slave" mode.
- Please ensure standard ESD (electrostatic discharge) protection measures are employed when handling and installing LED modules. Electrostatic discharge can damage LEDs.
- To ensure problem-free operation, the specified maximum temperature at the  $t_c$  and  $t_p$  point (see "Operating Life") must be observed (measured in accordance with EN 60598-1). To satisfy this point, it is necessary to put measures in place to ensure any heat is dissipated from the LED module to the environment.
- To ensure good thermal contact, it is recommended to use proper thermal interface material (e.g. thermal paste, phase change or thermal pads).
- When mounting LED Linear Allround modules directly on the luminaire housing, we recommend to use aluminum of at least 3 mm thickness. Thicker material will improve the heatflow through the luminaire, resulting in a lower  $t_p$  temperature on the module itself.
- Use anodised or painted surfaces rather than blank surfaces to enhance the heat-transfer via thermal radiation.
- Try to limit as far as possible the number of thermal interfaces in the primary heat path towards ambient air. For the primary heat path use solely materials with high thermal conductivity (e.g. aluminum).
- The LED Linear Allround modules are built-in modules and have no IP-classification (IPOO). They are not designed for operation in "open air". In the event of outdoor applications or applications in damp locations, care must be taken to protect LED assembly modules against humidity, splashes and jets of water. Any corrosion damage resulting from humidity or contact with condensation will not be recognised as a defect or manufacturing fault. LED assembly modules are not specially protected against foreign bodies or dust. Depending on the type of application, further protection must be ensured to prevent dust and foreign bodies from entering.
- A parallel connection of the modules is not allowed.
- Operating LED modules in the presence of certain chemical substances or in chemically enriched (aggressive) environments can impair module functionality or even cause total module failure. Detailed information can be found in our "Chemical Incompatibility" PDF on our website [www.vossloh-schwabe.com](http://www.vossloh-schwabe.com)

The values contained in this data sheet can change due to technical innovations. Any such changes will be made without separate notification.

## LED Linear Allround 5050 – 2x6 for rectangular IP optics

### Assembly and Safety Information

- The photobiological safety of the LED modules must be classified into risk groups in accordance with EN 62471: 2008.
  - general lighting  
exempt group: WU-M-631
  - other applications  
risk group 2: WU-M-631



Assessment in acc. with IEC/TR 62778:

Given a clearance of more than  $d_{min}$ , within which the lighting intensity limit of  $E_{thr} = 900 \text{ lx}$  is attained, the classification goes down to Risk Group 1.

### Applied Standards

EN 62031

LED modules for general lighting – Safety specifications



EN 62471

Photobiological safety of lamps and lamp systems

### Product Guarantee

- 5 years
- The conditions for the Product Guarantee of the Vossloh-Schwabe Group shall apply as published on our homepage ([www.vossloh-schwabe.com](http://www.vossloh-schwabe.com)).  
We will be happy to send you these conditions upon request.

The values contained in this data sheet can change due to technical innovations. Any such changes will be made without separate notification.