

# LED FlatPanel Gen. 2

ULTRA FLAT LIGHT PANEL



## LED FlatPanel Gen. 2

### LED Recessed Mounted FlatPanels

The use of state-of-the-art LED technology in conventional office and hall illumination provides a lot of advantages like an optimal light distribution and an increased lifetime all at an affordable price. LED FlatPanels are fully compatible with existing conventional lighting infrastructure, and are the perfect choice for both new and replacement markets.

#### ■ FlatPanel

- With or without external connected LED driver
- High efficiency of up to 143 lm/W for 21 W version and up to 129 lm/W for 34 W version
- Flat design for easy installation in low false ceiling
- High colour rendering index CRI:  $\geq 80$



#### LED FlatPanel

- **LONG SERVICE LIFE TIME: 50,000 h (L70/B50)**
- **100% INSTANT LIGHT**
- **WITH AND WITHOUT SEPARATE DRIVER**
- **STANDARD AND UGR19 VERSION**
- **NARROW COLOUR TOLERANCES:  
3 STEP MacAdam**
- **5 YEARS GUARANTEE**
- **ENEC AND DEKRA APPROVED**



## LED FlatPanel Gen. 2

### Built-in LED light panel

Dimensions:

- FP2-6060: 595x595x12.5 mm
- FP2-6262: 620x620x12.5 mm
- FP2-12030: 1195x295x12.5 mm

Frame colour: white (RAL 9003)

Light diffuser material: PMMA

Degree of protection: IP40

(casing: IP20, front part: IP40)

Impact rating: IK04

Colour accuracy initially: typ. 3 SDCM

Minimum order quantity: 48 pcs.

### With external LED driver 186654

For mains voltage: 220–240 V, 50–60 Hz

Flicker: < 1%

Power factor: > 0.95

DEKRA approved

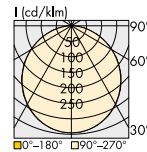


### Without external LED driver

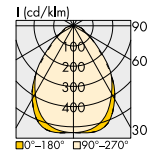
Operating current: max. 1050 mA

### Applied standards

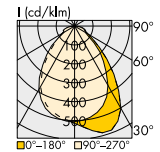
- EN 60598-1:2015
- EN 60598-2-2:1989
- EN 60598-2-2:2012
- EN 62471:2008
- EN 62493:2010
- EN 55015:2013
- EN 61000-3-2:2014
- EN 61000-3-3:2013
- EN 61547:2009



Standard

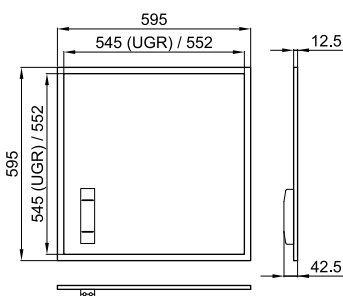


UGR19

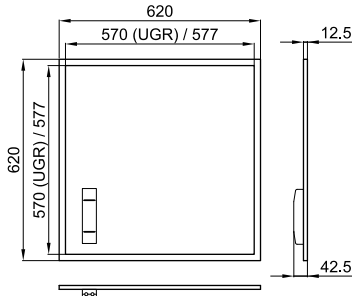


UGR19 – 1195x295


595x595 mm



620x620 mm



1195x295 mm



### Maximum ratings

Exceeding the maximum ratings can lead to reduction of service life or destruction of the panels.

Values are only for the FlatPanel.

Type	Max. operating current mA	Typ. voltage DC V	Allowed operating temperature = $t_a$		Allowed storage temperature = $t_a$	
			min. °C	max. °C	min. °C	max. °C
All types	1050	30–36	-10	40	-20	60

The values contained in this data sheet can change due to technical innovations. Any such changes will be made without separate notification.

## LED FlatPanel Gen. 2

### Standard version – incl. driver

Type	Ref. No. With driver K33.1	Colour	Correlated colour temperature K	Power consumption* W	Typ. luminous flux* and efficiency		Typ. UGR 4H-8H	Beam angle °	Typ. CRI R <sub>a</sub>
					lm	lm/W			
<b>595x595 mm</b>									
FP2-6060-38-830	<b>567799</b>	warm white	3000	38	4300	116	22	113	80
FP2-6060-38-840	<b>567800</b>	neutral white	4000	38	4300	116	22	113	80
FP2-6060-38-865	<b>on request</b>	cool white	6500	38	4300	116	22	113	80
<b>620x620 mm</b>									
FP2-6262-38-830	<b>567802</b>	warm white	3000	38	4400	117	22	113	80
FP2-6262-38-840	<b>567803</b>	neutral white	4000	38	4400	117	22	113	80
FP2-6262-38-865	<b>on request</b>	cool white	6500	38	4400	117	22	113	80
<b>1195x295 mm</b>									
FP2-12030-38-830	<b>567805</b>	warm white	3000	38	4100	112	22	113	80
FP2-12030-38-840	<b>567806</b>	neutral white	4000	38	4100	112	22	113	80
FP2-12030-38-865	<b>on request</b>	cool white	6500	38	4100	112	22	113	80

\* Production tolerance of luminous flux and power consumption: ±10% | 6500 K on request: different minimum order quantities

### UGR19 version – incl. driver

Low glare, especially suitable for office illumination

Type	Ref. No.	Colour	Correlated colour temperature K	Power consumption* W	Typ. luminous flux* and efficiency		Typ. UGR 4H-8H	Beam angle °	Typ. CRI R <sub>a</sub>
					lm	lm/W			
<b>595x595 mm</b>									
FP2-6060-38-830-U	<b>567808</b>	warm white	3000	38	4000	105	18	84	80
FP2-6060-38-840-U	<b>567809</b>	neutral white	4000	38	4000	105	18	84	80
FP2-6060-38-865-U	<b>on request</b>	cool white	6500	38	4000	105	18	84	80
<b>620x620 mm</b>									
FP2-6262-38-830-U	<b>567811</b>	warm white	3000	38	4200	110	18	84	80
FP2-6262-38-840-U	<b>567812</b>	neutral white	4000	38	4200	110	18	84	80
FP2-6262-38-865-U	<b>on request</b>	cool white	6500	38	4200	110	18	84	80
<b>1195x295 mm</b>									
FP2-12030-38-830-U	<b>567814</b>	warm white	3000	38	3800	100	18	84	80
FP2-12030-38-840-U	<b>567815</b>	neutral white	4000	38	3800	100	18	84	80
FP2-12030-38-865-U	<b>on request</b>	cool white	6500	38	3800	100	18	84	80

\* Production tolerance of luminous flux and power consumption: ±10% | 6500 K on request: different minimum order quantities

The values contained in this data sheet can change due to technical innovations. Any such changes will be made without separate notification.

## LED FlatPanel Gen. 2

### Standard version – without driver

Type	Ref. No.	Colour	Correlated colour temperature K	Typ. luminous flux* and efficiency, power consumption and typ. UGR									Beam angle °	Typ. CRI R <sub>a</sub>
				700 mA			1050 mA			Typ. UGR				
				lm	lm/W	typ. W	4H-8H	lm	lm/W	typ. W	4H-8H			
<b>595x595 mm – Without driver</b>														
FP2-6060-38-830-ND	<b>567781</b>	warm white	3000	3000	143	21	20	4300	126	34	22	113	80	
FP2-6060-38-840-ND	<b>567782</b>	neutral white	4000	3000	143	21	20	4300	126	34	22	113	80	
FP2-6060-38-865-ND	<b>on request</b>	cool white	6500	3000	143	21	20	4300	126	34	22	113	80	
<b>620x620 mm – Without driver</b>														
FP2-6262-38-830-ND	<b>567784</b>	warm white	3000	3000	143	21	20	4400	129	34	22	113	80	
FP2-6262-38-840-ND	<b>567785</b>	neutral white	4000	3000	143	21	20	4400	129	34	22	113	80	
FP2-6262-38-865-ND	<b>on request</b>	cool white	6500	3000	143	21	20	4400	129	34	22	113	80	
<b>1195x295 mm – Without driver</b>														
FP2-12030-38-830-ND	<b>567787</b>	warm white	3000	2700	128	21	20	4100	120	34	22	113	80	
FP2-12030-38-840-ND	<b>567788</b>	neutral white	4000	2700	128	21	20	4100	120	34	22	113	80	
FP2-12030-38-865-ND	<b>on request</b>	cool white	6500	2700	128	21	20	4100	120	34	22	113	80	

\* Production tolerance of luminous flux and power consumption: ±10% | 6500 K on request: different minimum order quantities

### UGR19 version – without driver

Low glare, especially suitable for office illumination

Type	Ref. No.	Colour	Correlated colour temperature K	Typ. luminous flux* and efficiency, power consumption and typ. UGR									Beam angle °	Typ. CRI R <sub>a</sub>
				700 mA			1050 mA			Typ. UGR				
				lm	lm/W	typ. W	4H-8H	lm	lm/W	typ. W	4H-8H			
<b>595x595 mm – Without driver</b>														
FP2-6060-38-830-U-ND	<b>567790</b>	warm white	3000	2700	128	21	17	4000	117	34	19	84	80	
FP2-6060-38-840-U-ND	<b>567791</b>	neutral white	4000	2700	128	21	17	4000	117	34	19	84	80	
FP2-6060-38-865-U-ND	<b>on request</b>	cool white	6500	2700	128	21	17	4000	117	34	19	84	80	
<b>620x620 mm – Without driver</b>														
FP2-6262-38-830-U-ND	<b>567793</b>	warm white	3000	2700	128	21	17	4200	123	34	19	84	80	
FP2-6262-38-840-U-ND	<b>567794</b>	neutral white	4000	2700	128	21	17	4200	123	34	19	84	80	
FP2-6262-38-865-U-ND	<b>on request</b>	cool white	6500	2700	128	21	17	4200	123	34	19	84	80	
<b>1195x295 mm – Without driver</b>														
FP2-12030-38-830-U-ND	<b>567796</b>	warm white	3000	2400	114	21	17	3800	112	34	19	84	80	
FP2-12030-38-840-U-ND	<b>567797</b>	neutral white	4000	2400	114	21	17	3800	112	34	19	84	80	
FP2-12030-38-865-U-ND	<b>on request</b>	cool white	6500	2400	114	21	17	3800	112	34	19	84	80	

\* Production tolerance of luminous flux and power consumption: ±10% | 6500 K on request: different minimum order quantities

The values contained in this data sheet can change due to technical innovations. Any such changes will be made without separate notification.

## LED Constant Current Drivers for LED FlatPanel Gen. 2

Max. output W	Ref. No.	Version	Output current mA	Output voltage DC V	Casing	Dimensions LxWxH (mm)	Max. service lifetime/Std.	casing temperature t <sub>c</sub> (°C)		
<b>PrimeLine</b>										
24	<b>186465</b>	DALI/PUSH	350	14-34	K2.1	103.6 x 67.4 x 31	100,000	65		
	<b>186573</b>		500							
	<b>186574</b>		700							
37	<b>186503</b>	DALI/PUSH	350	30-53	K3.2	123.4 x 79.4 x 32.6	100,000	65		
	<b>186571</b>		500							
	<b>186572</b>		700							
38	<b>186763</b>	DALI/PUSH	1050	10-36	K33.3	146.5 x 43.2 x 30.1	100,000	75		
<b>ComfortLine</b>										
24	<b>186279</b>	1-10 V	700	14-34	K2.1	103.6 x 67.4 x 31	100,000	65		
22	<b>186651*</b>	on/off	400-500	25-43	K33.1	169 x 43 x 30		60		
30	<b>186652*</b>		600-700					65		
39	<b>186653*</b>		800-900					70		
45	<b>186654*/**</b>		950-1050					70		
<b>EasyLine</b>										
28.5	<b>186531</b>	on/off	500	25-57	K2.1	103.6 x 67.4 x 31	50,000	70		
34.2			600							
40			700							
34.4			<b>186532</b>						800	25-43
39.8			925							
45	1050									
32	<b>186723</b>	on/off	700	15-45	K33.2	146.5 x 43.5 x 30	50,000	65		
38	<b>186725</b>		900							
42	<b>186727</b>		1050							

\* Cord grip 186690 for protection class II required | \*\* DEKRA approved for FlatPanel with driver 186654

### Logistic details

Type	Packaging white			Packaging brown			Minimum order quantity / Pieces per euro pallet pcs.
	Dimensions LxWxH (mm)	Pack. unit pcs.	Weight kg	Dimensions LxWxH (mm)	Pack. unit pcs.	Weight kg	
FP2-6060-xx	625x38x680	1	3.6	695x165x645	4	14.4	48
FP2-6262-xx	650x38x705	1	3.8	720x165x670	4	15.2	48
FP2-12030-xx	325x38x1280	1	3.6	345x165x1295	4	14.4	48
Surface mounting frame for FP2-6060-xx	610x62x610	1	2.2	625x335x625	5	12.0	5
Surface mounting frame for FP2-6262-xx	640x62x640	1	2.4	650x335x650	5	12.5	5
Surface mounting frame for FP2-12030-xx	310x62x1220	1	2.6	325x335x1225	5	13.6	5

The values contained in this data sheet can change due to technical innovations. Any such changes will be made without separate notification.

## LED FlatPanel Gen. 2 – Accessories

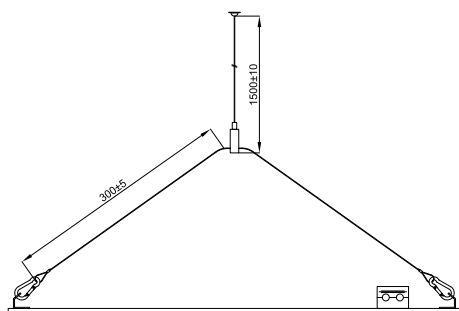
### Assembly kit for suspension version

Consisting of

- 4 fixation brackets, incl. screws
- 6 screws M3, incl. pegs
- 4 steel cables with snap hooks
- 2 steel cables for suspension with adjustment element

Minimum order quantity: 1 pcs.

**Ref. No.: 565559**



### Mounting clips

For ceiling with thickness: max. 20 mm

**Ref. No.: 567818** 4 steel clips

**Ref. No.: 567819** 6 steel clips



### Surface mounting frames

Material: aluminium

Colour: white (RAL 9003)

Magnetic catch

Minimum order quantity: 5 pcs.

Type: 6060

**Ref. No.: 567820** For LED FlatPanel 595x595x60 mm

Type: 6262

**Ref. No.: 567821** For LED FlatPanel 620x620x60 mm

Type: 12030

**Ref. No.: 567822** For LED FlatPanel 1195x295x56 mm



The values contained in this data sheet can change due to technical innovations. Any such changes will be made without separate notification.

## LED FlatPanel Gen. 2

### Comparison with Compact Fluorescent Lamps

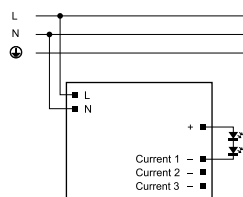


Type	LED	Fluorescent
Service lifetime	50,000 hrs.	10,000 hrs.
FlatPanel Gen. 2	24 W	3 x 18 W or 3 x 14 W
FlatPanel Gen. 2	38 W	4 x 18 W or 4 x 14 W

### Safety and assembly information for LED drivers

#### Electrical installation

- Connection terminals: Push-in terminals for rigid or flexible conductors with a section of 0.2–1.5 mm<sup>2</sup>
- Stripped length: 8.5–10 mm
- Wiring: The mains conductor within the luminaire must be kept short (to reduce the induction of interference).  
Mains and lamp conductors must be kept separate and if possible should not be laid in parallel to one another.  
Max. secondary side lead length: 0.8 m
- Polarity: Please ensure the correct polarity of the leads prior to commissioning. Reversed polarity can destroy the modules.
- Through-wiring: Is not allowed.
- Parallel wiring: Parallel connection of LED loads is not allowed.
- Wiring diagram:



### Selection of automatic cut-outs for VS LED drivers

- Dimensioning automatic cut-outs  
High transient currents occur when an LED driver is switched on because the capacitors have to load. Ignition of LED modules occurs almost simultaneously. This also causes a simultaneous high demand for power. These high currents when the system is switched on put a strain on the automatic conductor cut-outs, which must be selected and dimensioned to suit.
- Release reaction  
The release reaction of the automatic conductor cut-outs comply with VDE 0641, part 11, for B, C characteristics. The values shown in the following tables are for guidance purposes only and are subject to system-dependent change.
- No. of LED drivers  
The maximum number of VS LED drivers applies to cases where the devices are switched on simultaneously. Specifications apply to single-pole fuses. The number of permissible drivers must be reduced by 20% for multi-pole fuses. The considered circuit impedance equals 400 mΩ (approx. 20 m [2.5 mm<sup>2</sup>] of conductor from the power supply to the distributor and a further 15 m to the luminaire).

Type	Ref. No.	Automatic cut-out type and possible no. of VS drivers pcs.					
Automatic cut-out type		B 10 A	B 13 A	B 16 A	C 10 A	C 13 A	C 16 A
ECXe 500.242	<b>186651</b>	14	18	23	24	31	38
ECXe 600.255	<b>186671</b>	14	18	22	23	31	38
ECXe 700.243	<b>186652</b>	14	18	22	23	31	38
ECXe 800.254	<b>186670</b>	14	18	22	23	31	38
ECXe 900.244	<b>186653</b>	13	18	22	23	30	37
ECXe 1050.245	<b>186654</b>	14	18	23	24	31	38

- To limit capacitive inrush currents the current carrying capacity of each circuit breaker (fuse) can be increased by a factor of 2.5 with the help of our ESB-6K (Ref. No.: 149820) or ESB-16HS (Ref. No.: 149821) inrush current limiters.

The values contained in this data sheet can change due to technical innovations. Any such changes will be made without separate notification.

# LED FlatPanel Gen. 2 – Safety and Installation Instructions

## General safety and installation Instructions for luminaires

The following instructions must be observed. Non-observance can result in personal injury and damage to property or can damage both luminaires and control gear. In such cases, the manufacturer's warranty as well as liability will be invalidated.

### General Instructions

- Please read these instructions prior to installation/commissioning and keep them safe for future use.
- Any improper use or modification will invalidate the manufacturer's warranty and liability as well as any warranty claims.
- The luminaire contains integrated and non-exchangeable LED light sources. The light source of this luminaire cannot be replaced. When the light source has reached the end of its service life, the entire luminaire must be replaced.
- Care must be taken to ensure the luminaire is operated only using the supplied Vossloh-Schwabe control gear and accessories or using an alternative brand of approved control gear.
- If the luminaire is marked with SELV, only control gear with SELV characteristics may be used.
- Children must be prevented from playing with or near the luminaire.

### Installation and operating instructions

- Installation of this luminaire may be undertaken only by authorised and suitably trained staff in accordance with any country-specific regulations.
- Installation must be carried out only after disconnecting the device from mains voltage, i.e. in a voltage-free state.
- Depending on the site of operation, the degree of protection (IPxx) will have to be observed during installation.
- Please ensure that the correct supply voltage is applied by checking it against the voltage requirements of the luminaire and the driver.
- For the purpose of commissioning, please ensure the correct polarity of the connecting leads. Incorrect polarity can destroy the modules.
- For trouble-free operation, it is important to ensure that the permissible ambient temperature range ( $t_a$ ) as stipulated in the datasheet is not exceeded. Exposure to sunlight can increase the ambient temperature.
- Only ever operate the luminaire with all protective covers in place.
- Given functional problems, please contact your Vossloh-Schwabe representative. Should the power supply cable be damaged, please scrap the luminaire and/or contact your VS representative.
- On contact with moisture or condensation, any resulting corrosive damage will not be recognised as a product flaw or manufacturer's defect.
- Connecting luminaires (LED modules) to supply units that are already connected to the mains can result in long-term damage. Secondary switching is not permissible.
- Touchable luminaire parts can reach high temperatures (risk of burning/injury.)
- Highly flammable materials (e.g. cladding or insulation material) must be kept away from the luminaire.

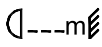
- Please ensure protective ESD (electrostatic discharge) measures are taken when handling and installing the luminaire – see VS "ESD Protection" application notes.
- Measurement tolerances:
  - Luminous flux:  $\pm 10\%$
  - Power consumption / voltage:  $\pm 10\%$
  - Colour: max. 5 SDCM
- For square FlatPanels, light input is effected via two sides. But for the FlatPanel 12030 light input occurs only via one of the sides. The LEC PCB is located on the plug side.

### Cleaning instructions

- Depending on the conditions on site, the luminaire must be cleaned on a regular basis.
- Never use any flammable, abrasive, harsh or corrosive cleaning liquids.
- Prior to cleaning the luminaire, please ensure it is disconnected from the mains and is given time to cool down.
- Once it has cooled down, the luminaire can be cleaned with a damp cloth.
- Let the luminaire dry fully before switching it back on.

Answers to technical questions can be found on our website at [www.vossloh-schwabe.com](http://www.vossloh-schwabe.com) or ask your Vossloh-Schwabe representative.

### Safety symbols

 Specifies the minimum clearance to flammable materials in the direction of radiation.




Indoor operation



Please ensure that the way the luminaire is positioned means there is no reason to expect anyone could look into it for a longer period of time with less clearance than stated in the datasheet.



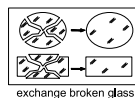
Caution: risk of electric shock.



Caution: components with a risk of electrostatic charge.



Luminaire/voltage supply unit must not be covered with any thermally insulating materials or similar.



Any cover with damage must be replaced.

### Product guarantee

- 5 years
- The conditions for the Product Guarantee of the Vossloh-Schwabe Group shall apply as published on our homepage ([www.vossloh-schwabe.com](http://www.vossloh-schwabe.com)). We will be happy to send you these conditions upon request.

The values contained in this data sheet can change due to technical innovations. Any such changes will be made without separate notification.