



BLUETOOTH® WIRELESS  
TECHNOLOGY DEVICES FOR  
BUILDING AUTOMATION



## BLUETOOTH® WIRELESS TECHNOLOGY DEVICES FOR BUILDING AUTOMATION

### **Blu2Light – The intelligent wireless lighting control solution**

Blu2Light is the first completely open Bluetooth® wireless technology system with mesh functionality for the professional lighting market, which, in addition to a variety of functions for lighting control, offers the luminaire manufacturer added IoT benefits with maximum system security.

### **Blu2Light LAN-Gateway**

The very compact LAN-Gateway is used for data processing and storage of Blu2Light end devices and enables reading of DALI-PMD (Power Measurement Diagnostics) data.

The LAN gateway establishes the connection between a Bluetooth® mesh network and an IP network.

The configuration of the LAN gateway will be realized via the LiNA Connect app.

### **Blu2Light LAN-Gateway**

- **CONFIGURATION VIA LINA CONNECT APP**
- **DATA CONVERSION FROM BLUETOOTH® TO IP NETWORK**
- **READING OF PMD DATA**
- **WIDE VOLTAGE SUITABLE**

# Blu2Light LAN-Gateway

Field of application

- for building automation, IoT communication

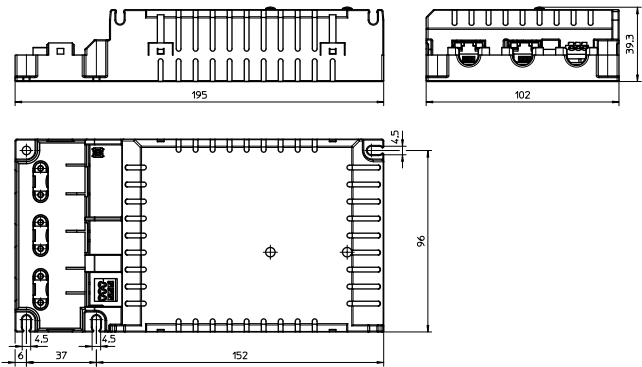
Functions

- System diagnosis
- Real-time clock
- Monitoring of energy consumption
- Heat map (demand statistics)
- Beacon tracking applications
- Spatial navigation, spatial planning
- Data processing for automated
- building management systems



Type	LAN-Gateway
Ref. No.	187055
Communication	Blu2Light Mesh Network / Ethernet protocol (LAN)
Frequency range	2402–2480 MHz
HF output power	< 10 mW EIRP
Power consumption standby/operation	5 W
Power supply	100–264 V AC
Ambient temperature t <sub>a</sub>	0–45 °C
IP protection	IP20
Dimensions (LxWxH)	195x102x38 mm
Casing	Plastics, white
Weight	375 g
Plug-in terminal for conductor cross-section	0.5–1.5 mm²
Apps	LiNA Connect
Operating devices	Apple iPad / Web interface

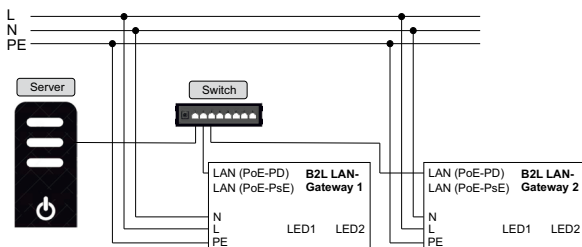
Dimensions



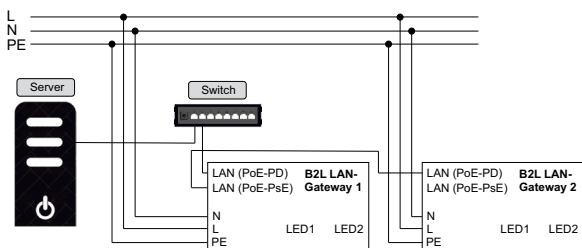
The values in this data sheet may change due to technical innovations and are subject to change without notice.

## Blu2Light LAN-Gateway

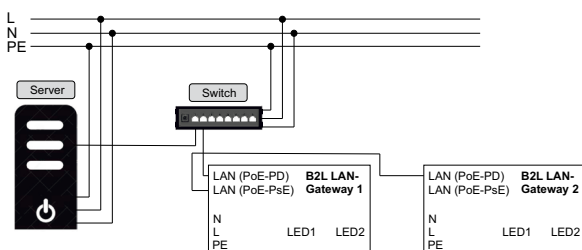
### Wiring diagram – Standard



### Wiring diagram – Daisy-Chain



### Wiring diagram – PoE (Power over Ethernet)



### General Safety Instructions

- Only qualified persons are allowed to install and start up Blu2Light products.
- Prior to installing and commissioning the system, read these instructions carefully. Only this will guarantee correct and safe handling. Please keep these instructions as you may need them later.
- The devices must always be disconnected before any work is carried out on them.
- The applicable safety and accident prevention regulations must be observed.
- Opening by unqualified personnel of the products is prohibited: Risk of death from electric shock!  
The devices must only be repaired by the manufacturer.

### Mounting

The LAN-Gateway may only be installed in dry indoor rooms. The LAN-Gateway is suitable for an ambient temperature of 0 to 45 °C. The mains-side connection is made via push-in terminals with a conductor cross-section of 0.5–1.5 mm<sup>2</sup> with rigid or flexible leads.

### Power supply

This product requires a power supply of 230 V AC. In addition, the product is wide voltage capable (100–264 V AC). A PoE (Power over Ethernet) supply is possible with this product. This cannot be combined with a 230 V AC power supply. It is also recommended to supply a maximum of 2 gateways in series via PoE.

### Setup and operation

- The Blu2Light devices have to be configured with the LiNA Connect app.
- For the exact procedure for the configuration of the devices please refer to the instructions in the LiNA Connect app or in the corresponding documentation.
- An Apple iPad is required for setup, it is not included in the scope of delivery.
- For information on the iOS and Android operating systems that can currently be used, refer to the LiNA Connect/ LiNA Touch manual:



### Bluetooth® wireless technology

The Bluetooth® word mark and logos are registered trademarks owned by the Bluetooth SIG, Inc. and any use of such marks by Vossloh-Schwabe is under license. Other trademarks and trade names are those of their respective owners.

### Important note:

Please refer to the installation instructions included with the product and the applicable Blu2Light system data sheet before installation. Make sure that the Bluetooth radio signal can propagate freely according to the specifications.



We, Vossloh-Schwabe Deutschland GmbH, herewith confirm that these devices comply with the basic requirements of the directive 2014/53/EU and other relevant directives. The entire text of the declaration of conformity can be obtained from the following address:  
[www.vossloh-schwabe.com](http://www.vossloh-schwabe.com)

Vossloh-Schwabe Deutschland GmbH  
Stuttgarter Straße 61/1, D-73614 Schorndorf, Germany

The values in this data sheet may change due to technical innovations and are subject to change without notice.